



Best Practices to Prevent Medical Identity Theft at No Cost

David Geiger

Vice President
CrossChx

Scott Mash

Operations Manager
Ohio Health Information Partnership



CENTRAL & SOUTHERN OHIO *Chapter*



1,850,000

Patients are impacted by medical identity theft.

himss

CENTRAL & SOUTHERN OHIO *Chapter*

A blue-tinted close-up photograph of a man's face. He has a serious expression and is holding his right index finger to his lips in a universal gesture for silence or secrecy. The background is out of focus, showing what appears to be an interior setting with a curved surface.

41 Billion Dollars

A broken metal chain is shown against a white background. The word "TRUST" is written in large, bold, blue capital letters across the center of the chain. The chain is broken in several places, with some links missing or damaged, symbolizing a loss of trust.

TRUST

51% of patients lose trust in their healthcare providers as a result of Medical Identity Theft.

DUPLICATES

10% of the medical records are duplicates.



98,000 patients die annually as a Result of
Medical Errors; the **6th** leading cause of **DEATH.**

Best Practices to Prevent Medical Identity Theft at No Cost

Ask for two pieces of identification at registration.

Look for inconsistencies in the patient record.

When in doubt, notify medical records and create a temporary Jane Doe/John Doe medical record.

Build awareness of medical identity theft as a quality-of-care issue.

Avoid using the patients' Social Security Number for identification purposes.

Use identity verification software to prevent and monitor suspicious activity.

What is CrossChx?



Prevent Fraud



Eliminate
Duplicates



Improve
outcomes

Emergency

CrossChx provides **global, authoritative, and comprehensive** patient identity resolution



CENTRAL & SOUTHERN OHIO *Chapter*



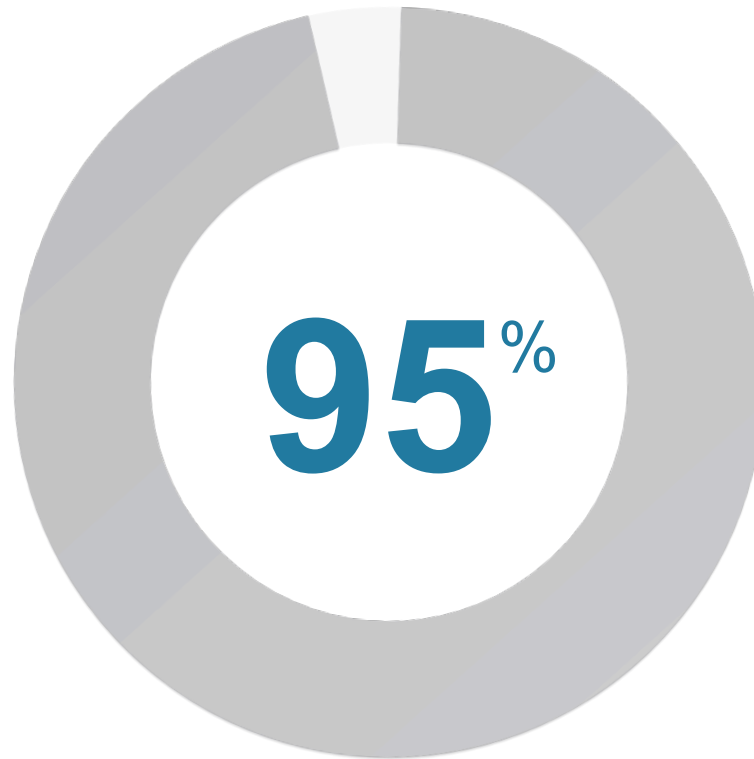
4,117,129

Patient identities resolved




362,222

Duplicate medical records detected



Patient acceptance rate

**How does
it work?**





www.safechx.com



Patient Search

Date of Birth

MM	DD	YYYY
----	----	------

Reset

Search



www.safechx.com



Patient Search

Date of Birth

Month/Day/Year

09	20	1983
----	----	------

Reset

Search



www.safechx.com



Patient Search

Search Criteria [Back to Search](#)

DOB: 09-20-1983

Search Results

Displaying 5 of 5 Result(s)

Filter By Name:

First Name	Last Name	Date of Birth	SSN	MRN	Address	
Michael	Pierre	1983-09-20	678-55-5888	4417678	67 Coal Road, Stetson, IL, 83805-5501	Select
Michaelangelo	Simoni	1983-09-20	789-55-5888	4517678	4505 Tall Street, Fort Wayne, TX, 83805-5501	Select
Mike	Shellhaas	1983-09-20	555-55-5888	8217678	679 Fall Blvd, Honaho, IL, 83805-5501	Select
Mikeal	Stilson	1983-09-20	567-55-5888	4317678	423 Cool Street, Flow, WV, 83805-5501	Select
Mikie	Sheldon	1983-09-20	456-55-5888	4217678	6711 Falls Road, Fort Falls, IL, 83805-5501	Select



www.safechx.com



Patient Search

Search Criteria [Back to Search](#)

DOB: 09-20-1983

Search Results

Displaying 1 of 5 Result(s)

Filter By Name:

mike sh

First Name	Last Name	Date of Birth	SSN	MRN	Address	
Mike	Shellhaas	1983-09-20	555-55-5888	8217678	679 Fall Blvd, Honaho, IL, 83805-5501	Select



www.safechx.com



Verify Patient

Start Over

Decline



Last Name: Shellhaas

First Name: Mike

DoB: 1983-09-20

SSN: 555-55-5888

MRN: 8217678

Copy MRN to Clipboard





www.safechx.com



Verify Patient

Start Over

Decline



Last Name: Shellhaas

First Name: Mike

DoB: 1983-09-20

SSN: 555-55-5888

MRN: 8217678

Copy MRN to Clipboard





www.safechx.com



Success

The patient has been successfully verified.

Ok

Verify Pat

Start Over



Last Name: Shellhaas

First Name: Mike

DoB: 1983-09-20

SSN: 555-55-5888

MRN: 8217678

Copy MRN to Clipboard



www.safechx.com



Attention

Sorry but we cannot identify the patient.
Please check a photo ID or retry verification.



Retry

Ok

Last Name: Geiger

First Name: David

DoB: 1983-01-01

SSN: 999-99-9999



www.safechx.com



Possibly Already Enrolled

Is one of the following your patient?

First Name	Last Name	Date of Birth	SSN	MRN	
Mike	Shellhaas	1983-09-20	555-55-5888	8217678	<input checked="" type="checkbox"/>

Not My Patient

Enroll Pat

Start Over

CURRENT LIVE CUSTOMERS

Holzer Health System

Fairfield County Hospital System

Marietta Hospital System

Fremont Memorial

Mary Rutan Hospital

Fayette County Hospital

Wooster Community Hospital

Wood County Hospital

Minnie Hamilton Health System

Lake Health

Tripoint Medical Center

Fulton County Hospital

Bryan Community Hospital

Roane Community Hospital

Crystal Clinic

Major Hospital

O'Bleness Memorial


Mercer Health

Wilson Memorial


Prescription Opioid Doses per Capita


Ohio's Automated Rx Reporting System - Change from 2012 to 2013

Legend

 ADAMHS Board

Change (%)

 -16.2% - 0.0%

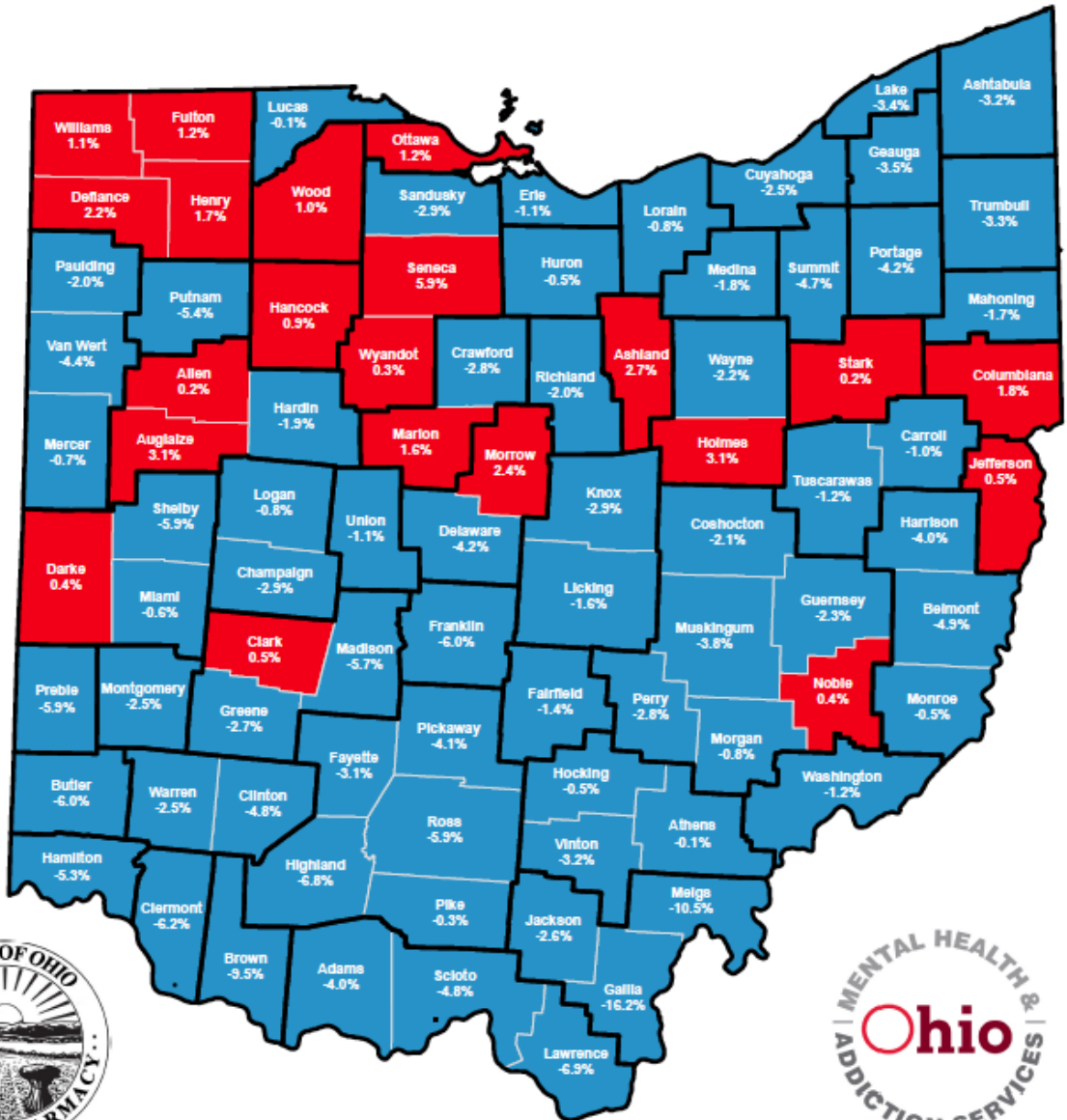
 0.1% - 5.9%

Map Information:

This map displays the change in per capita prescription opioid dosage rates from 2012 to 2013. On average the number of doses dropped by three percent. Counties with the largest increase in per capita rates were Seneca (5.9%), Auglaize (3.1%) and Holmes (3.1%). Counties with largest decrease in per capita rates were Brown (-9.5%), Meigs (-10.5%) and Gallia (-16.2%). Per capita rates are based on oral solids and transdermal patches. All opioid solutions and most buprenorphine combinations are excluded from the analyses except for Butrans, which is primarily used for pain management and not medication assisted treatment.

Note: Alcohol, Drug Addiction and Mental Health Services (ADAMHS) Boards have black borders, and counties have white borders. Borders are black in cases where ADAMHS boards and counties have the same borders.


Data Source:
Data adapted by OhioMHAS from
The Ohio State Board of Pharmacy
Map produced May 2014



Prescription Opioid Doses per Capita


Ohio's Automated Rx Reporting System - Change from 2012 to 2013

Legend

 ADAMHS Board

Change (%)

 -16.2% - 0.0%

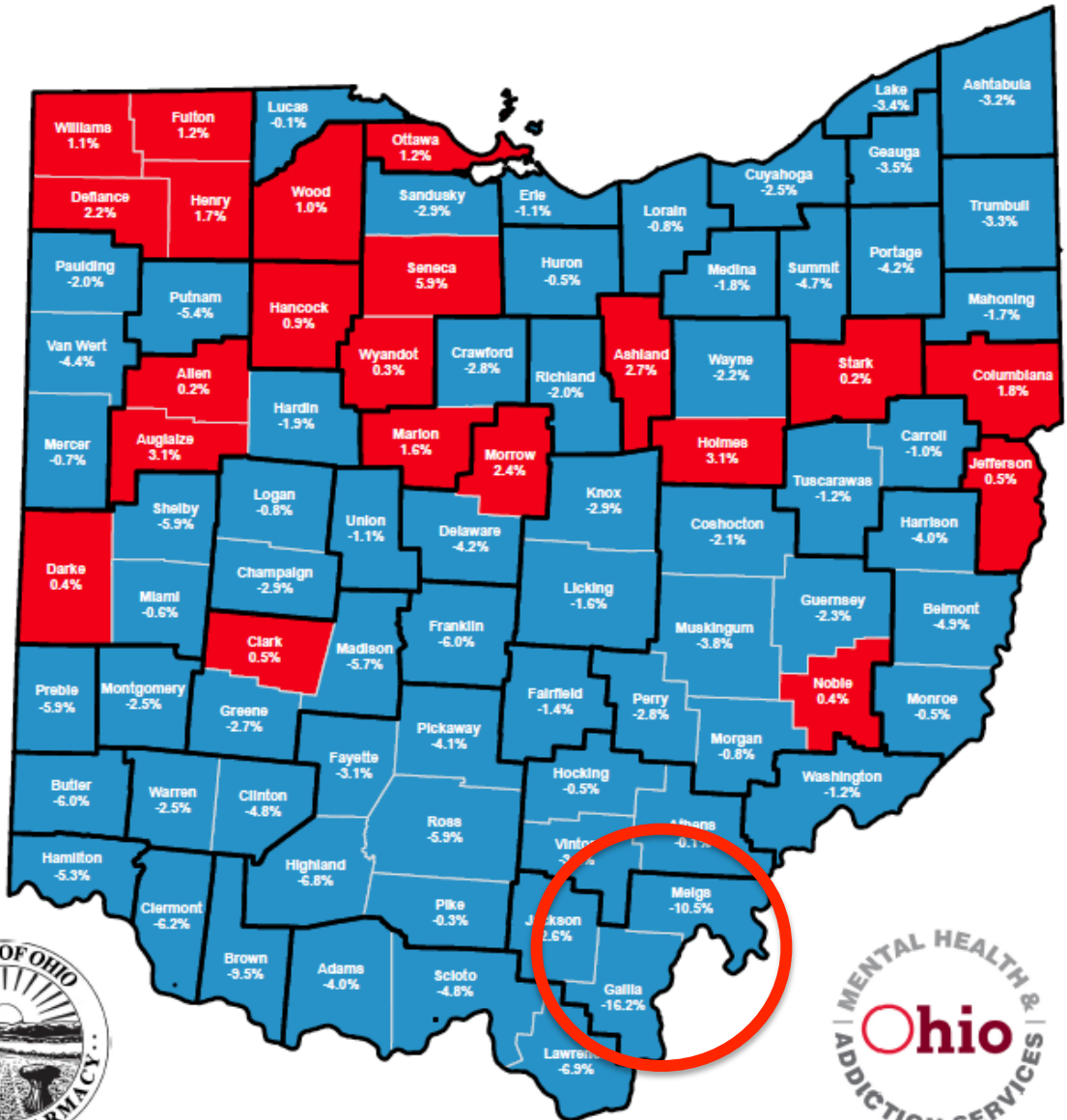
 0.1% - 5.9%

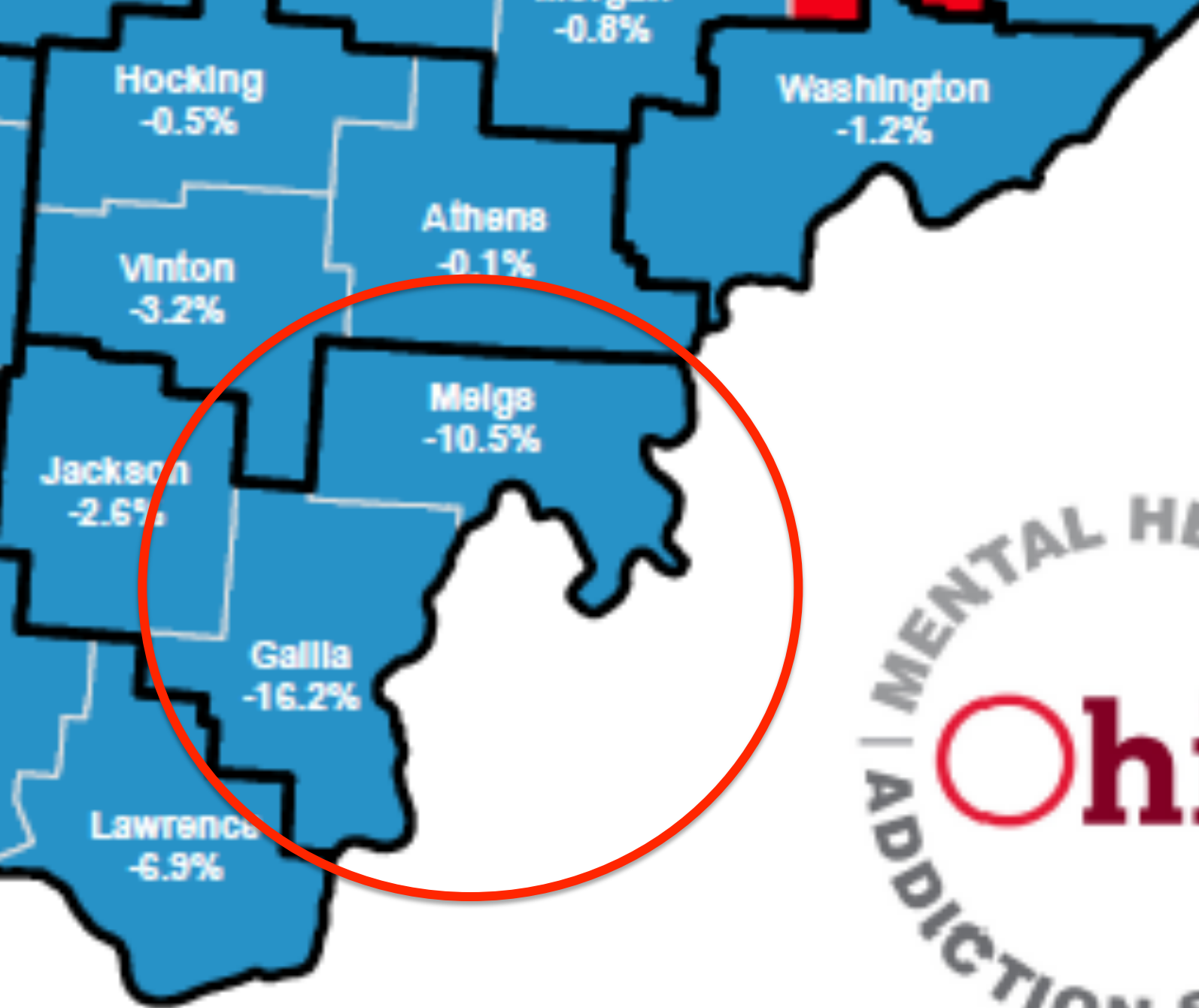
Map Information:

This map displays the change in per capita prescription opioid dosage rates from 2012 to 2013. On average the number of doses dropped by three percent. Counties with the largest increase in per capita rates were Seneca (5.9%), Auglaize (3.1%) and Holmes (3.1%). Counties with largest decrease in per capita rates were Brown (-9.5%), Meigs (-10.5%) and Gallia (-16.2%). Per capita rates are based on oral solids and transdermal patches. All opioid solutions and most buprenorphine combinations are excluded from the analyses except for Butrans, which is primarily used for pain management and not medication assisted treatment.

Note: Alcohol, Drug Addiction and Mental Health Services (ADAMHS) Boards have black borders, and counties have white borders. Borders are black in cases where ADAMHS boards and counties have the same borders.

Data Source:
Data adapted by OhioMHAS from
The Ohio State Board of Pharmacy
Map produced May 2014





MENTAL HEALTH &
Ohio
ADDICTION SERVICES



Experts in Healthcare Identity Resolution

40 employees

Headquartered in Columbus, Ohio

Financially backed by Drive Capital



KeyBank

CHASE

RE

Suite 1750

2



CROSSCHX

Ensuring the right person receives the right care.